

CHAWTON GLOBAL EQUITY INCOME FUND

31 August 2024



CHAWTON
GLOBAL INVESTORS

Investment Objective

The Fund aims to provide a growing income stream and to grow capital over the long term (5 years or more). Each part of this objective will have equal weighting.



Investment Manager

The Fund Investment Manager, Michael Crawford, successfully managed a global equity fund at a large U.S. multi-family office, doubling its value over 7 years to over \$6 billion. He has 26 years' experience and was previously a member of the very successful Deutsche Asset Management team.

Investment Philosophy

The fund will be at least 80% invested in global equities. The Investment Manager will invest in a select (typically 20-50 holdings) portfolio of companies that exhibit high and sustainable returns on capital allowing the companies to both reinvest in the business for growth and provide a meaningful and growing dividend stream to be paid over time. In order to maximise the opportunity of identifying such companies, the Fund will invest in listed equities globally. The Manager believes that to sustain high returns over the long term, companies must adhere to responsible and sustainable investment principles.

Cumulative Performance

Cumulative performance	1 Month	3 Months	6 Months	1 Year	3 Year	5 Year	Since Launch*
Fund	-0.4%	1.5%	2.3%	16.5%	13.7%	51.9%	62.9%
MSCI World TR GBP	0.3%	3.3%	6.5%	20%	27.9%	71.6%	82.7%
IA Global Equity Income	0.8%	3.1%	5.7%	14.4%	22.9%	47.7%	54.2%
Quartile	4	4	4	2	3	2	1

Past performance is not a reliable indicator of future results. The value of your investments and income derived can go down and you may not get back the money you invested. Fund data details the performance of the WS Chawton Global Equity Income Fund B Acc. GBP. *21 May 2019

Commentary

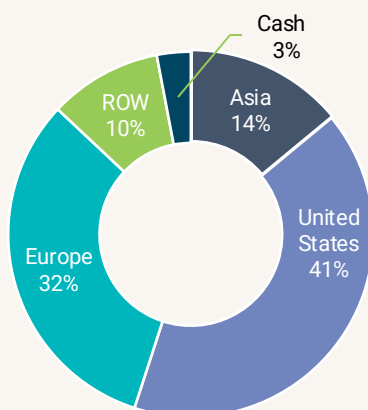
Having risen 16.5% over the course of one year, the Fund fell 0.4% in August, a month marked by volatile market conditions driven by the unwinding of the yen carry trade, weak U.S. employment and manufacturing data, and a shift in investor sentiment towards rate-sensitive asset classes.

We invest in companies where we have a high conviction in their ability to drive sustainable value creation over the long term. This enables us to increase our exposure to companies which are temporarily undervalued under volatile conditions. Following a sell-off of semiconductor stocks in the month in light of weak U.S. manufacturing data, we increased our position in ASML, which holds a monopolistic position in photolithography systems crucial for the manufacturing of virtually all semiconductors, an industry that we firmly believe is in the early innings of a structural growth phase.

During the month we held a meeting with Peter Harrison, CEO of portfolio holding; Bioventix, which specializes in the manufacture of antibodies for use in diagnostics applications. Bioventix antibodies are considered as the gold standard within the industry and used by IVD companies to create blood tests which detect and assess Vitamin D, Testosterone and Troponin levels amongst others. In recent years the company has developed an antibody which enables the early detection of Alzheimer's.

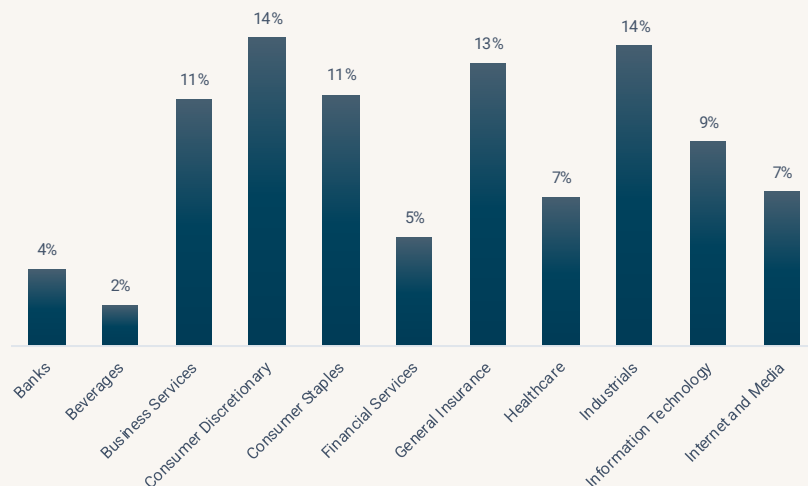
We believe Bioventix is well positioned to capture a significant share of this nascent market which should grow considerably as newly approved drugs including Leqembi (Biogen) and Kisunla (Eli Lilly) are made available and second-generation drugs approved. Another portfolio holding, Novo Nordisk, is actively involved in this area, with two phase 3 trials examining the effects of Semaglutide in nearly 2000 Alzheimer's patients following promising phase 2 results.

Geographic Breakdown



*By revenue

Sector Breakdown



Tel: +44 1483 516064

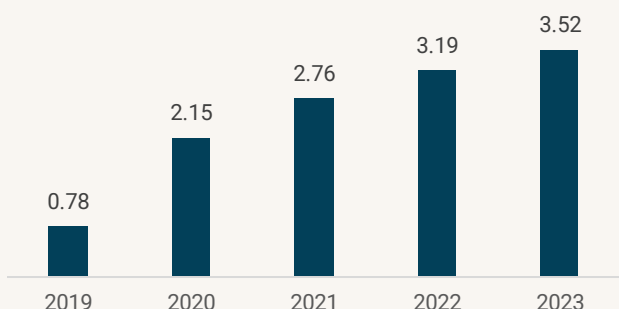


crawfordm@chawtoninvestors.co.uk



www.chawtoninvestors.co.uk

Income Distribution (pence per share)



Source: Chawton Global Investors LLP (based on B Accumulation GBP Class)

Top Ten Positions

Company	As percentage of portfolio
Next	6.0%
Novo Nordisk	4.7%
Bloomsbury Publishing	4.7%
Atlas Copco	4.5%
Procter & Gamble	4.0%
Berkshire Hathaway	4.0%
ASML	3.9%
Svenska Handelsbanken	3.6%
Beazley	3.6%
Texas Instruments	3.4%

Discrete Performance

Discrete years	2019	2020	2021	2022	2023
Fund	9.3%	14.2%	18.2%	-8.3%	10.8%
MSCI World TR	8.6%	12.3%	22.9%	-7.8%	16.8%
IA Global Equity Income	7.0%	3.2%	18.7%	-1.2%	9.2%
Quartile	1	1	3	4	2

Past performance is not a reliable indicator of future results. The value of your investments and income derived can go down and you may not get back the money you invested. Fund data details the performance of the WS Chawton Global Equity Income Fund B Acc. GBP.

How to Invest

The WS Chawton Global Equity Income Fund may be purchased directly through this [link](#). Alternatively, the Fund is available for purchase on various platforms including Abrdn, Aegon, AJ Bell, Barclays Wealth, Cofunds, James Hay, Hargreaves Lansdown and Transact.

For further information on how to invest, please contact Michael Crawford at [Chawton Global Investors](#):
Telephone: +44 7747 465364
Email: crawfordm@chawtoninvestors.co.uk

Fund Information

Type of scheme	UK OEIC (UCITS)
Launch date	21 May 2019
Total Net Assets	£17.5 M
Comparator Benchmark	MSCI World Index
Number of Holdings	32
Base Currency	GBP (£)
Classes	B, C (£, \$, €)
Dealing and valuation	12 noon (UK Bus. Days)
Year End	31 December
Dividend XD dates	01 Apr. Jul. Sep. Dec
Dividend pay dates	31 May. Aug. Nov. Feb.
Last FY Div. payments	3.5p
IA Sector	Global Equity Income
Custodian	Northern Trust
ACD	Waystone Fund Services
Fund PE (Morningstar)	18.5x
Fund Yield (Morningstar)	2.5%

Management Fees

Class B Shares	0.90%
Class C Shares	0.60%

Ongoing Charge Figure

Class B Shares	1.16%
Class C Shares	0.86%

ISIN Codes

Class B GBP INC	GB00BJ1GY073
Class B GBP ACC	GB00BJ1GXX37
Class B EUR INC	GB00BJ1GY180
Class B EUR ACC	GB00BJ1GXY44
Class B USD INC	GB00BJ1GY297
Class B USD ACC	GB00BJ1GXZ50
Class C GBP INC	GB00BJ1GY636
Class C GBP ACC	GB00BJ1GY305
Class C EUR INC	GB00BJ1GY743
Class C EUR ACC	GB00BJ1GY412
Class C USD INC	GB00BJ1GY859
Class C USD ACC	GB00BJ1GY529

Risks: As a concentrated equity portfolio of typically less than 50 stocks the fund may involve higher volatility and therefore higher risk for those with shorter term investment time horizons (under 5 years). The value of an investment and the income from it can fall as well as rise as a result of market and currency movements and you may not get back the amount originally invested. You should therefore regard your investment as long term. Details of the risk factors are included in the fund's prospectus available at <https://www.waystone.com/waystone-fund-services-uk-limited/ws-chawton-investment-funds/>

Minimum Investments

Class B Shares	£1,000
Class C Shares	£500,000

WS Chawton Global Equity Income is a sub-fund of the WS Chawton Investment Funds ICVC. Full details of the WS Chawton Investment Funds including risk warnings are published in the WS Chawton Funds Prospectus, the WS Chawton Funds Supplementary Information Document (SID) and the WS Chawton Investment Funds Key Investor Information Documents (KIID) which are available on request or at www.waystone.com/waystone-fund-services-uk-limited/ws-chawton-investment-funds/. Every effort is taken to ensure the accuracy of the data used in this document but no warranties are given. Chawton Global Investors LLP is authorised and regulated by the Financial Conduct Authority No. 825467. Waystone Fund Services UK Ltd is authorised and regulated by the Financial Conduct Authority No. 190293.

MSCI: The MSCI information may only be used for your internal use, may not be reproduced or disseminated in any form and may not be used as a basis for or a component of any financial instruments or products or indices. None of the MSCI information is intended to constitute investment advice or a recommendation to make (or refrain from making) any kind of investment decision and may not be relied on as such. Historical data and analysis should not be taken as an indication or guarantee of any future performance analysis, forecast or prediction. The MSCI information is provided on an "as is" basis and the user of this information assumes the entire risk of any use made of this information. MSCI, each of its affiliates and each other person involved in or related to compiling, computing or creating any MSCI information (collectively, the "MSCI Parties") expressly disclaims all warranties (including, without limitation, any warranties of originality, accuracy, completeness, timeliness, non-infringement, merchantability and fitness for a particular purpose) with respect to this information. Without limiting any of the foregoing, in no event shall any MSCI Party have any liability for any direct, indirect, special, incidental, punitive, consequential (including, without limitation, lost profits) or any other damages. (www.msci.com).